http://dx.doi.org/10.21611/qirt.1992.021cp
Color plates, paper n° 21, QIRT 1992

GFRP 45 °

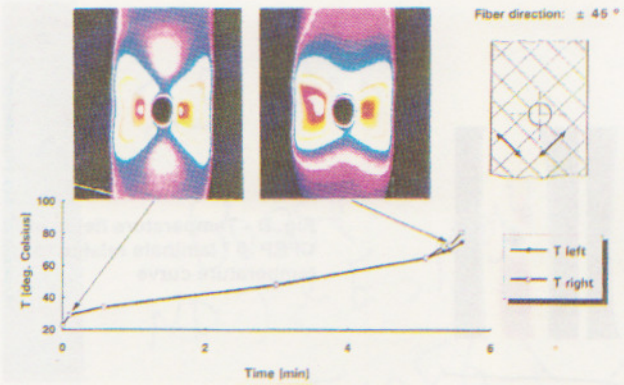

Fig. A. - Temperature field of GFRP 45 ° laminate initially and immediately before failure. Temperature curves obtained near hole

VII

GFRP 0°

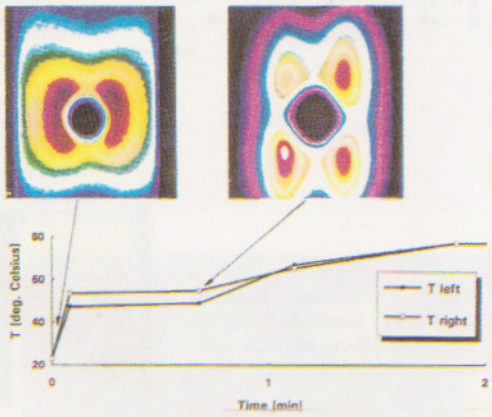

Fig. B. - Temperature field of GFRP 0 ° laminate at initial stage of failure development (see temperature curves)

GFRP 0°

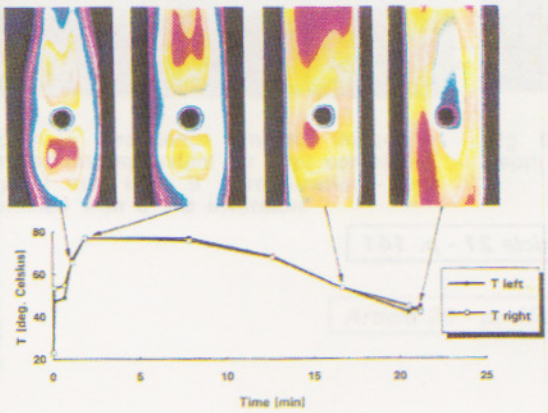

Fig. C. - Same sample as fig. B. Development of temperature patterns until failure

http://dx.doi.org/10.21611/qirt.1992.021cp

VIII

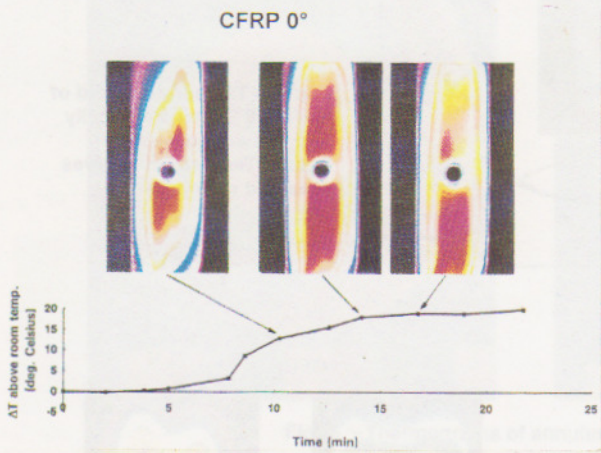

Fig. D - Temperature fields of CFRP 0 ° laminate related to temperature curve

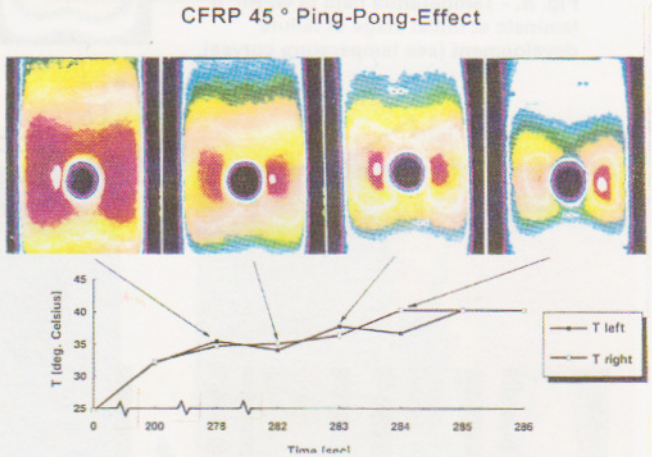

Fig. E - Temperature fields of CFRP 45 ° laminate related to temperature curves near the hole (ping-pong-effect)